





CAMPIONATO ITALIANO TURISMO ENDURANCE

Autodromo Nazionale Monza, 4/6 Ottobre 2013

Qualifying - 1 RESULTS

Ord.	N°	Entrant	Nat.	Driver	Nat.	Driver 2	Nat.	Vehicle	Mod.	Team	Cat.	Cla.	Laps	Best	Time	Gap	Interval	Km/h
1	1	Busnelli Giancarlo	ITA	Busnelli Giancarlo	ITA	Moccia Luigi	ITA	SEAT	Leon Long Run	DT Motorsport	B 2.0T	1°	7	6	2'01.281			171.955
2	8	D'Amico Kevin	ITA	D'Amico Kevin	ITA	Tresoldi Massimiliano	ITA	SEAT	Leon Long Run	PAI SRL	B 2.0T	2°	8	7	2'02.334	1"053	1"053	170.475
3	31	W&D Racing Team	RSM	Meloni Walter	RSM	Ferraresi Matteo	RSM	BMW	M3 E46	W&D Racing Team	B 3.6	1°	8	7	2'03.312	2"031	0"978	169.123
4	32	W&D Racing Team	RSM	Meloni Paolo	RSM			BMW	M3 E46	W&D Racing Team	B 3.6	2°	8	7	2'03.344	2"063	0"032	169.079
5	12	Scuderia Genoa Corse	ITA	Gozzi Carlo	ITA	Scotto Maurizio	ITA	SEAT	Leon Long Run	Scuderia Genoa Corse	B 2.0T	3°	8	7	2'06.124	4"843	2"780	165.352
6	42	Zangari Matteo	ITA	Zangari Matteo	ITA	Zangari Federico	ITA	SEAT	Leon	TJEMME	Seat SC	1°	8	7	2'06.816	5"535	0"692	164.450
7	207	Flaminio Manuel	ITA	Flaminio Manuel	ITA			BMW	320i E46	Pro.Motorsport	B 24h 2.0	1°	6	5	2'06.943	5"662	0"127	164.285
8	206	Zanin Filippo Maria	ITA	Zanin Filippo Maria	ITA			BMW	320i E46	Pro.Motorsport	B 24h 2.0	2°	6	3	2'08.025	6"744	1"082	162.897
9	75	Arduini Massimo	ITA	Sabbatini Alberto	ITA	Andreucci Paolo	ITA	Peugeot	RCZ Cup		RCZ Cup	1°	8	6	2'08.051	6"770	0"026	162.864
10	72	Drive Technology Italia s	ITA	Geraci Leonardo	LUX	Carboni Luca	ITA	Peugeot	RCZ Cup	Drive Technology Italia	RCZ Cup	2°	8	7	2'08.517	7"236	0"466	162.273
11	76	Gallina Franco	ITA	Gallina Franco	ITA	Gaiofatto Renato	ITA	Peugeot	RCZ Cup	MC Motortechnica	RCZ Cup	3°	8	7	2'09.157	7"876	0"640	161.469
12	208	Piccin Samuele	ITA	Piccin Samuele	ITA	Dall'Antonia Romy	ITA	Honda	Civic Type R	A.S.D. SUPER 2000	B 24h 2.0	3°	7	5	2'09.533	8"252	0"376	161.000
13	74	Coldani Marco	ITA	Coldani Marco	ITA	Capelli Ivan	ITA	Peugeot	RCZ Cup	MC Motortechnica	RCZ Cup	4°	8	7	2'10.563	9"282	1"030	159.730
14	41	Colombo Massimiliano	ITA	Colombo Massimiliano	ITA	Tempesta Sascha	ITA	SEAT	Leon	TJEMME	Seat SC	2°	8	7	2'10.833	9"552	0"270	159.401
15	33	Scarpellini Pierluigi	ITA	Scarpellini Pierluigi	ITA			BMW	E36	Monza Racing	B 3.6	3°	7	6	2'11.902	10"621	1"069	158.109
16	201	Istvan Minach	ITA	Istvan Minach	ITA			Renault	New Clio	Autostar Motorsport	B 24h 2.0	4°	7	6	2'12.206	10"925	0"304	157.745
17	73	Drive Technology Italia s	ITA	Bodega Giuseppe	ITA			Peugeot	RCZ Cup	Drive Technology Italia	RCZ Cup	5°	8	7	2'12.656	11"375	0"450	157.210
18	203	Notarnicola Pasquale	ITA	Malatesta Pierluigi	ITA	Notarnicola Pasquale	ITA	BMW	E46	SCR Motorsport	B 24h 2.0	5°	8	6	2'12.893	11"612	0"237	156.930
19	202	Libè Roberto	ITA	Libè Roberto	ITA			Renault	New Clio	Autostar Motorsport	B 24h 2.0	6°	7	6	2'13.240	11"959	0"347	156.521
20	71	Drive Technology Italia s	ITA	Pegoraro Lorenzo	ITA	Bertozzi Davide	ITA	Peugeot	RCZ Cup	Drive Technology Italia	RCZ Cup	6°	5	3	2'13.367	12"086	0"127	156.372
21	19	Bamonte Luigi	ITA	Bamonte Luigi	ITA			SEAT	Leon 1.9 JTD		D 2.0T	1°	7	6	2'29.887	28"606	16"520	139.137
22	23	Alborghetti Emanuele	ITA	Rota Francesco	ITA			Alfa Romeo	147 1.9 JTD		D 2.0T	2°	7	6	2'32.947	31"666	3"060	136.354
23	24	Semeraro Paolo	ITA	Semeraro Paolo	ITA	Barin Franco	ITA	Alfa Romeo	2.4 JTD		D 2.5T	1°	3	3	2'52.552	51"271	19"605	120.861


on October 04, 2013

At 18:43

RACE DIRECTOR

TIMEKEEPER

COCA
CRONOMETRAJE
Santisima Trinidad 30 28010 MADRID
Tel y Fax 91.448.32.06
www.cronococa.com
e-mail:info@cronococa.com



Punto
RACING FUEL

PIRELLI

LAP ANALYSIS Qualifying - 1

Number	1			8			12			19			23			24		
	Lap Time	Partial	Speed	Lap Time	Partial	Speed	Lap Time	Partial	Speed	Lap Time	Partial	Speed	Lap Time	Partial	Speed	Lap Time	Partial	Speed
1 ^a - 1	2'48.324	2'48.324	187.175	0'40.239	0'40.239	203.774	0'41.718	0'41.718	198.530	0'50.028	0'50.028	168.225	0'48.625	0'48.625	150.418	3'02.571	3'02.571	133.169
1 ^a - 2	3'37.214	0'48.890		1'25.685	0'45.446		1'26.471	0'44.753		1'43.095	0'53.067		1'41.169	0'52.544		3'56.635	0'54.064	
1 ^a - 3	4'21.242	0'44.028		2'08.433	0'42.748		2'12.507	0'46.036		2'37.672	0'54.577		2'35.946	0'54.777		4'51.876	0'55.241	
2 ^a - 1	0'38.069	<u>0'38.069</u>	246.014	0'39.317	0'39.317	230.278	0'40.788	0'40.788	211.765	0'49.082	0'49.082	155.173	0'47.505	0'47.505	169.812	0'51.993	<u>0'51.993</u>	144.967
2 ^a - 2	1'22.843	0'44.774		1'22.095	0'42.778		1'42.743	1'01.955		1'43.203	0'54.121		1'39.777	0'52.272		1'47.825	0'55.832	
2 ^a - 3	2'06.383	0'43.540		2'04.565	0'42.470		2'28.508	0'45.765		2'38.252	0'55.049		2'33.925	0'54.148		<u>2'52.552</u>	1'04.727	PIT
3 ^a - 1	0'38.408	0'38.408	226.891	0'39.107	0'39.107	222.681	0'40.885	0'40.885	198.530	0'48.883	0'48.883	177.050	0'49.045	0'49.045	146.740			
3 ^a - 2	1'20.670	0'42.262		1'20.937	0'41.830		1'24.567	0'43.682		1'43.243	0'54.360		1'43.497	0'54.452				
3 ^a - 3	2'02.767	0'42.097		2'06.263	0'45.326		2'09.033	0'44.466		2'37.113	0'53.870		2'38.437	0'54.940				
4 ^a - 1	0'39.069	0'39.069	234.783	0'38.882	0'38.882	225.470	0'39.858	<u>0'39.858</u>	213.862	0'50.728	0'50.728	199.631	0'49.595	0'49.595	159.764			
4 ^a - 2	1'20.385	0'41.316		1'22.194	0'43.312		1'22.996	0'43.138		1'42.914	0'52.186		1'43.133	0'53.538				
4 ^a - 3	2'02.014	0'41.629		2'04.094	<u>0'41.900</u>		2'06.251	<u>0'43.255</u>		2'37.511	0'54.597		2'40.050	0'56.917				
5 ^a - 1	0'38.629	0'38.629	241.611	0'39.435	0'39.435	223.603	0'41.144	0'41.144	216.001	0'47.607	<u>0'47.607</u>	175.896	0'47.458	<u>0'47.458</u>	169.015			
5 ^a - 2	1'19.781	<u>0'41.152</u>		1'22.329	0'42.894		1'25.604	0'44.460		1'38.064	<u>0'50.457</u>		1'38.956	0'51.498				
5 ^a - 3	<u>2'01.281</u>	<u>0'41.500</u>		2'04.830	0'42.501		2'10.624	0'45.020		<u>2'29.887</u>	<u>0'51.823</u>		<u>2'32.947</u>	<u>0'53.991</u>				
6 ^a - 1	0'51.171	0'51.171	171.157	0'38.834	<u>0'38.834</u>	228.814	0'40.076	0'40.076	211.351	0'50.526	0'50.526	154.066	0'48.310	0'48.310	147.743			
6 ^a - 2	1'48.233	0'57.062		1'20.192	<u>0'41.358</u>		1'22.600	<u>0'42.524</u>		1'44.032	0'53.506		1'39.182	<u>0'50.872</u>				
6 ^a - 3	2'53.547	1'05.314	PIT	<u>2'02.334</u>	0'42.142		<u>2'06.124</u>	0'43.524		2'50.692	1'06.660	PIT	2'49.326	1'10.144	PIT			
7 ^a - 1				0'51.504	0'51.504	156.749	0'43.221	0'43.221	185.249									
7 ^a - 2				1'46.671	0'55.167		1'28.087	0'44.866										
7 ^a - 3				2'54.380	1'07.709	PIT	2'25.405	0'57.318	PIT									

Ideal Lap	
0'38.069	0'38.069
1'19.221	0'41.152
2'00.721	0'41.500

Ideal Lap	
0'38.834	0'38.834
1'20.192	0'41.358
2'02.092	0'41.900

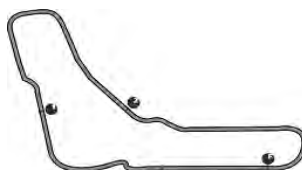
Ideal Lap	
0'39.858	0'39.858
1'22.382	0'42.524
2'05.637	0'43.255

Ideal Lap	
0'47.607	0'47.607
1'38.064	0'50.457
2'29.887	0'51.823

Ideal Lap	
0'47.458	0'47.458
1'38.330	0'50.872
2'32.321	0'53.991

Ideal Lap	
0'51.993	0'51.993
1'46.057	0'54.064
2'41.298	0'55.241

Ideal Best Lap	
0'38.069	0'38.069
1'19.221	0'41.152
2'00.721	0'41.500



LAP ANALYSIS Qualifying - 1

Number	31			32			33			41			42			71		
	Lap Time	Partial	Speed	Lap Time	Partial	Speed	Lap Time	Partial	Speed	Lap Time	Partial	Speed	Lap Time	Partial	Speed	Lap Time	Partial	Speed
1 ^a - 1	0'41.650	0'41.650	171.157	0'41.595	0'41.595	181.819	0'44.859	0'44.859	173.355	0'49.778	0'49.778	210.938	0'43.113	0'43.113	198.166	0'45.432	0'45.432	203.008
1 ^a - 2	1'26.844	0'45.194		1'26.020	0'44.425		1'33.661	0'48.802		1'40.651	0'50.873		1'28.597	0'45.484		1'38.536	0'53.104	
1 ^a - 3	2'10.964	0'44.120		2'10.206	0'44.186		2'23.163	0'49.502		2'28.922	0'48.271		2'15.389	0'46.792		2'24.174	0'45.638	
2 ^a - 1	0'40.789	0'40.789	193.896	0'39.700	0'39.700	219.067	0'42.477	0'42.477	203.390	0'42.669	0'42.669	204.934	0'40.726	0'40.726	219.513	0'42.048	0'42.048	203.774
2 ^a - 2	1'24.351	0'43.562		1'21.944	0'42.244		1'29.533	0'47.056		1'28.169	0'45.500		1'24.813	0'44.087		1'27.928	0'45.880	
2 ^a - 3	2'07.846	0'43.495		2'05.096	0'43.152		2'25.993	0'56.460	PIT	2'14.778	0'46.609		2'09.063	0'44.250		2'13.367	0'45.439	
3 ^a - 1	0'39.311	0'39.311	213.862	0'39.484	0'39.484	228.814	1'41.170	1'41.170	172.801	0'41.618	0'41.618	218.624	0'42.547	0'42.547	230.278	0'42.240	0'42.240	217.742
3 ^a - 2	1'21.169	0'41.858		1'21.514	0'42.030		2'27.505	0'46.335		1'26.583	0'44.965		1'26.509	0'43.962		1'31.428	0'49.188	
3 ^a - 3	2'03.765	0'42.596		2'07.730	0'46.216		3'14.096	0'46.591		2'11.909	0'45.326		2'10.233	0'43.724		2'16.858	0'45.430	
4 ^a - 1	0'41.708	0'41.708	197.441	0'43.106	0'43.106	207.294	0'40.727	0'40.727	198.166	0'41.580	0'41.580	214.712	0'40.642	0'40.642	231.760	0'41.887	0'41.887	219.960
4 ^a - 2	1'24.208	0'42.500		1'26.129	0'43.023		1'26.511	0'45.784		1'26.646	0'45.066		1'23.016	0'42.374		4'03.484	3'21.597	
4 ^a - 3	2'07.356	0'43.148		2'09.626	0'43.497		2'13.159	0'46.648		2'12.056	0'45.410		2'07.892	0'44.876		5'01.920	0'58.436	PIT
5 ^a - 1	0'39.496	0'39.496	213.018	0'39.535	0'39.535	223.141	0'40.766	0'40.766	197.803	0'41.814	0'41.814	215.140	0'43.895	0'43.895	233.767			
5 ^a - 2				1'21.682	0'42.147		1'25.972	0'45.206		1'27.023	0'45.209		1'29.288	0'45.393				
5 ^a - 3	2'08.371	2'08.371		2'04.940	0'43.258		2'11.902	0'45.930		2'12.033	0'45.010		2'13.224	0'43.936				
6 ^a - 1	0'39.269	0'39.269	218.624	0'39.098	0'39.098	225.942	0'50.577	0'50.577	158.824	0'41.641	0'41.641	214.286	0'40.638	0'40.638	230.278			
6 ^a - 2	1'21.300	0'42.031		1'20.957	0'41.859		1'45.873	0'55.296		1'26.333	0'44.692		1'23.602	0'42.964				
6 ^a - 3	2'03.312	0'42.012		2'03.344	0'42.387		2'50.771	1'04.898	PIT	2'10.833	0'44.500		2'06.816	0'43.214				
7 ^a - 1	0'49.073	0'49.073	169.545	0'49.640	0'49.640	177.925				0'44.866	0'44.866	155.620	0'47.396	0'47.396	170.887			
7 ^a - 2	1'46.411	0'57.338		1'46.700	0'57.060					1'33.332	0'48.466		1'35.565	0'48.169				
7 ^a - 3	2'57.144	1'10.733	PIT	2'57.209	1'10.509	PIT				2'33.461	1'00.129	PIT	2'35.553	0'59.988	PIT			

Ideal Lap	
0'39.269	0'39.269
1'21.127	0'41.858
2'03.139	0'42.012

Ideal Lap	
0'39.098	0'39.098
1'20.957	0'41.859
2'03.344	0'42.387

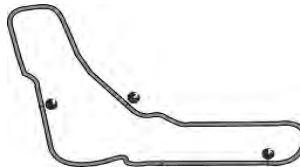
Ideal Lap	
0'40.727	0'40.727
1'25.933	0'45.206
2'11.863	0'45.930

Ideal Lap	
0'41.580	0'41.580
1'26.272	0'44.692
2'10.772	0'44.500

Ideal Lap	
0'40.638	0'40.638
1'23.012	0'42.374
2'06.226	0'43.214

Ideal Lap	
0'41.887	0'41.887
1'27.767	0'45.880
2'13.197	0'45.430

Ideal Best Lap	
0'38.069	0'38.069
1'19.221	0'41.152
2'00.721	0'41.500





CAMPIONATO ITALIANO TURISMO ENDURANCE

Autodromo Nazionale Monza, 4/6 Ottobre 2013

LAP ANALYSIS Qualifying - 1

Number	72			73			74			75			76			201		
	Lap Time	Partial	Speed	Lap Time	Partial	Speed	Lap Time	Partial	Speed	Lap Time	Partial	Speed	Lap Time	Partial	Speed	Lap Time	Partial	Speed
1 ^a - 1	0'42.219	0'42.219	193.203	0'42.950	0'42.950	196.008	0'42.287	0'42.287	211.765			197.441	0'42.168	0'42.168	206.897	0'43.921	0'43.921	179.105
1 ^a - 2	1'28.288	0'46.069		1'29.127	0'46.177		1'27.531	0'45.244		1'28.501	1'28.501		1'27.779	0'45.611		1'31.559	0'47.638	
1 ^a - 3	2'13.701	0'45.413		2'14.971	0'45.844		2'12.861	0'45.330		2'15.186	0'46.685		2'13.061	0'45.282		2'20.258	0'48.699	
2 ^a - 1	0'41.597	0'41.597	210.117	0'42.604	0'42.604	214.286	0'41.508	0'41.508	224.533	0'41.885	0'41.885	210.527	0'41.585	0'41.585	223.141	0'42.616	0'42.616	213.439
2 ^a - 2	1'25.347	0'43.750		1'27.811	0'45.207		1'29.157	0'47.649		1'25.802	0'43.917		1'26.196	0'44.611		1'27.580	0'44.964	
2 ^a - 3	2'09.528	0'44.181		2'13.078	0'45.267		2'18.023	0'48.866		2'11.034	0'45.232		2'10.732	0'44.536		2'12.540	0'44.960	
3 ^a - 1	0'41.368	0'41.368	223.603	0'42.420	0'42.420	211.765	0'44.772	0'44.772	190.813	0'41.316	0'41.316	232.759	0'41.459	0'41.459	227.369	0'42.272	0'42.272	213.862
3 ^a - 2	1'25.203	0'43.835		1'28.418	0'45.998		1'30.943	0'46.171		1'24.649	0'43.333		1'25.772	0'44.313		1'26.669	0'44.397	
3 ^a - 3	2'09.403	0'44.200		2'14.295	0'45.877		2'18.319	0'47.376		2'19.107	0'54.458		2'12.376	0'46.604		2'12.224	0'45.555	
4 ^a - 1	0'41.591	0'41.591	216.001	0'42.075	0'42.075	222.681	0'41.725	0'41.725	223.603	0'40.941	0'40.941	230.278	0'41.613	0'41.613	225.942	0'42.170	0'42.170	212.599
4 ^a - 2	1'25.599	0'44.008		1'27.086	0'45.011		1'26.189	0'44.464		1'25.492	0'44.551		1'25.887	0'44.274		1'27.037	0'44.867	
4 ^a - 3	2'09.527	0'43.928		2'14.376	0'47.290		2'11.473	0'45.284		2'12.390	0'46.898		2'11.038	0'45.151		2'12.267	0'45.230	
5 ^a - 1	0'41.393	0'41.393	225.942	0'42.903	0'42.903	210.938	0'41.419	0'41.419	223.141	0'40.902	0'40.902	230.278	0'41.734	0'41.734	221.312	0'42.075	0'42.075	217.304
5 ^a - 2	1'25.300	0'43.907		1'28.208	0'45.305		1'26.069	0'44.650		1'23.988	0'43.086		1'27.609	0'45.875		1'26.856	0'44.781	
5 ^a - 3	2'09.521	0'44.221		2'14.139	0'45.931		2'11.379	0'45.310		2'08.051	0'44.063		2'13.269	0'45.660		2'12.206	0'45.350	
6 ^a - 1	0'41.135	0'41.135	225.942	0'42.363	0'42.363	216.868	0'41.735	0'41.735	212.181	0'41.068	0'41.068	229.300	0'40.982	0'40.982	229.788	0'49.403	0'49.403	169.015
6 ^a - 2	1'24.498	0'43.363		1'27.174	0'44.811		1'25.913	0'44.178		1'24.376	0'43.308		1'24.991	0'44.009		1'40.370	0'50.967	
6 ^a - 3	2'08.517	0'44.019		2'12.656	0'45.482		2'10.563	0'44.650		2'08.370	0'43.994		2'09.157	0'44.166		2'46.026	1'05.656	PIT
7 ^a - 1	0'46.689	0'46.689	175.896	0'45.804	0'45.804	169.812	0'50.452	0'50.452	146.740	0'49.497	0'49.497	160.715	0'43.437	0'43.437	175.610			
7 ^a - 2	1'37.051	0'50.362		1'33.182	0'47.378		1'41.872	0'51.420		1'36.726	0'47.229		1'28.467	0'45.030				
7 ^a - 3	2'42.508	1'05.457	PIT	2'30.936	0'57.754	PIT	2'39.399	0'57.527	PIT	2'34.503	0'57.777	PIT	2'31.423	1'02.956	PIT			

Ideal Lap	
0'41.135	0'41.135
1'24.498	0'43.363
2'08.426	0'43.928

Ideal Lap	
0'42.075	0'42.075
1'26.886	0'44.811
2'12.153	0'45.267

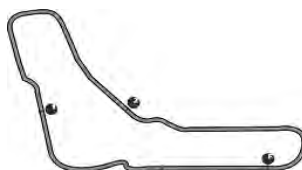
Ideal Lap	
0'41.419	0'41.419
1'25.597	0'44.178
2'10.247	0'44.650

Ideal Lap	
0'40.902	0'40.902
1'23.988	0'43.086
2'07.982	0'43.994

Ideal Lap	
0'40.982	0'40.982
1'24.991	0'44.009
2'09.157	0'44.166

Ideal Lap	
0'42.075	0'42.075
1'26.472	0'44.397
2'11.432	0'44.960

Ideal Best Lap	
0'38.069	0'38.069
1'19.221	0'41.152
2'00.721	0'41.500





LAP ANALYSIS Qualifying - 1

Number	202			203			206			207			208		
	Lap Time	Partial	Speed	Lap Time	Partial	Speed	Lap Time	Partial	Speed	Lap Time	Partial	Speed	Lap Time	Partial	Speed
1 ^a - 1	0'44.095	0'44.095	210.117	0'51.941	0'51.941	203.774	0'41.552	0'41.552	224.533	0'45.185	0'45.185	182.125	0'42.400	0'42.400	205.324
1 ^a - 2	1'30.457	0'46.362		1'39.892	0'47.951		1'25.695	0'44.143		1'30.669	0'45.484		1'27.254	0'44.854	
1 ^a - 3	2'18.230	0'47.773		2'27.114	0'47.222		2'10.182	0'44.487		2'16.240	0'45.571		2'12.466	0'45.212	
2 ^a - 1	0'43.720	0'43.720	209.303	0'44.786	0'44.786	203.774	0'40.930	0'40.930	225.942	0'41.453	0'41.453	213.018	0'42.034	0'42.034	214.712
2 ^a - 2	1'29.818	0'46.098		1'31.802	0'47.016		1'24.152	0'43.222		1'24.934	0'43.481		1'26.749	0'44.715	
2 ^a - 3	2'17.326	0'47.508		2'18.258	0'46.456		2'08.025	0'43.873		2'08.550	0'43.616		2'11.799	0'45.050	
3 ^a - 1	0'43.440	0'43.440	210.527	0'44.312	0'44.312	191.151	0'41.214	0'41.214	221.766	0'42.061	0'42.061	212.599	0'42.311	0'42.311	201.118
3 ^a - 2	1'29.149	0'45.709		1'29.980	0'45.668		1'24.763	0'43.549		1'24.855	0'42.794		1'26.209	0'43.898	
3 ^a - 3	2'15.826	0'46.677		2'15.752	0'45.772		2'09.119	0'44.356		2'08.321	0'43.466		2'10.387	0'44.178	
4 ^a - 1	0'43.424	0'43.424	210.527	0'42.614	0'42.614	200.001	0'40.603	0'40.603	229.300	0'40.395	0'40.395	223.603	0'41.258	0'41.258	212.181
4 ^a - 2	1'29.029	0'45.605		1'28.187	0'45.573		1'24.542	0'43.939		1'23.590	0'43.195		1'25.225	0'43.967	
4 ^a - 3	2'15.468	0'46.439		2'14.743	0'46.556		2'08.938	0'44.396		2'06.943	0'43.353		2'09.533	0'44.308	
5 ^a - 1	0'42.989	0'42.989	214.712	0'42.606	0'42.606	200.744	0'45.254	0'45.254	171.975	0'41.128	0'41.128	223.603	0'43.799	0'43.799	187.827
5 ^a - 2	1'27.645	0'44.656		1'27.342	0'44.736		1'30.422	0'45.168		1'26.851	0'45.723		1'28.287	0'44.488	
5 ^a - 3	2'13.240	0'45.595		2'12.893	0'45.551		2'25.203	0'54.781	PIT	2'20.590	0'53.739	PIT	2'13.166	0'44.879	
6 ^a - 1	0'48.612	0'48.612	167.442	0'42.516	0'42.516	197.803							0'41.771	0'41.771	212.599
6 ^a - 2	1'40.125	0'51.513		1'27.793	0'45.277								1'28.536	0'46.765	
6 ^a - 3	2'47.620	1'07.495	PIT	2'13.637	0'45.844								2'25.908	0'57.372	PIT
7 ^a - 1				0'48.291	0'48.291	160.476									
7 ^a - 2				1'39.927	0'51.636										
7 ^a - 3				2'40.913	1'00.986	PIT									

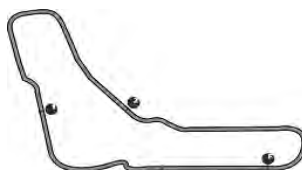
Ideal Lap	
0'42.989	0'42.989
1'27.645	0'44.656
2'13.240	0'45.595

Ideal Lap	
0'42.516	0'42.516
1'27.252	0'44.736
2'12.803	0'45.551

Ideal Lap	
0'40.603	0'40.603
1'23.825	0'43.222
2'07.698	0'43.873

Ideal Lap	
0'40.395	0'40.395
1'23.189	0'42.794
2'06.542	0'43.353

Ideal Lap	
0'41.258	0'41.258
1'25.156	0'43.898
2'09.334	0'44.178






CAMPIONATO ITALIANO TURISMO ENDURANCE

Autodromo Nazionale Monza, 4/6 Ottobre 2013

Qualifying - 1 Sectors Results

Sector - 1				Sector - 2				Sector - 3				Ideal Lap vs Best Lap				
Ord.	N°	Driver	Time	N°	Driver	Time	N°	Driver	Time	Ord.	N°	Driver	Idea Lap	Best Lap	Ord.	
1	1	Busnelli Giancarlo	38.069	1	Busnelli Giancarlo	41.152	1	Busnelli Giancarlo	41.500	1	1	Busnelli Giancarlo	2'00.721	2'01.281	1	
2	8	D'Amico Kevin	38.834	8	D'Amico Kevin	41.358	8	D'Amico Kevin	41.900	2	8	D'Amico Kevin	2'02.092	2'02.334	2	
3	32	Meloni Paolo	39.098	31	Meloni Walter	41.858	31	Meloni Walter	42.012	3	31	Meloni Walter	2'03.139	2'03.312	3	
4	31	Meloni Walter	39.269	32	Meloni Paolo	41.859	32	Meloni Paolo	42.387	4	32	Meloni Paolo	2'03.344	2'03.344	4	
5	12	Gozzi Carlo	39.858	42	Zangari Matteo	42.374	42	Zangari Matteo	43.214	5	12	Gozzi Carlo	2'05.637	2'06.124	5	
6	207	Flaminio Manuel	40.395	12	Gozzi Carlo	42.524	12	Gozzi Carlo	43.255	6	42	Zangari Matteo	2'06.226	2'06.816	6	
7	206	Zanin Filippo Maria	40.603	207	Flaminio Manuel	42.794	207	Flaminio Manuel	43.353	7	207	Flaminio Manuel	2'06.542	2'06.943	7	
8	42	Zangari Matteo	40.638	75	Sabbatini Alberto	43.086	206	Zanin Filippo Maria	43.873	8	206	Zanin Filippo Maria	2'07.698	2'08.025	8	
9	33	Scarpellini Pierluigi	40.727	206	Zanin Filippo Maria	43.222	72	Geraci Leonardo	43.928	9	75	Sabbatini Alberto	2'07.982	2'08.051	9	
10	75	Sabbatini Alberto	40.902	72	Geraci Leonardo	43.363	75	Sabbatini Alberto	43.994	10	72	Geraci Leonardo	2'08.426	2'08.517	10	
11	76	Gallina Franco	40.982	208	Piccin Samuele	43.898	76	Gallina Franco	44.166	11	76	Gallina Franco	2'09.157	2'09.157	11	
12	72	Geraci Leonardo	41.135	76	Gallina Franco	44.009	208	Piccin Samuele	44.178	12	208	Piccin Samuele	2'09.334	2'09.533	12	
13	208	Piccin Samuele	41.258	74	Coldani Marco	44.178	41	Colombo Massimiliano	44.500	13	74	Coldani Marco	2'10.247	2'10.563	13	
14	74	Coldani Marco	41.419	201	Istvan Minach	44.397	74	Coldani Marco	44.650	14	41	Colombo Massimiliano	2'10.772	2'10.833	14	
15	41	Colombo Massimiliano	41.580	202	Libè Roberto	44.656	201	Istvan Minach	44.960	15	201	Istvan Minach	2'11.432	2'12.206	16	
16	71	Pegoraro Lorenzo	41.887	41	Colombo Massimiliano	44.692	73	Bodega Giuseppe	45.267	16	33	Scarpellini Pierluigi	2'11.863	2'11.902	15	
17	201	Istvan Minach	42.075	203	Malatesta Pierluigi	44.736	71	Pegoraro Lorenzo	45.430	17	73	Bodega Giuseppe	2'12.153	2'12.656	17	
18	73	Bodega Giuseppe	42.075	73	Bodega Giuseppe	44.811	203	Malatesta Pierluigi	45.551	18	203	Malatesta Pierluigi	2'12.803	2'12.893	18	
19	203	Malatesta Pierluigi	42.516	33	Scarpellini Pierluigi	45.206	202	Libè Roberto	45.595	19	71	Pegoraro Lorenzo	2'13.197	2'13.367	20	
20	202	Libè Roberto	42.989	71	Pegoraro Lorenzo	45.880	33	Scarpellini Pierluigi	45.930	20	202	Libè Roberto	2'13.240	2'13.240	19	
21	23	Rota Francesco	47.458	19	Bamonte Luigi	50.457	19	Bamonte Luigi	51.823	21	19	Bamonte Luigi	2'29.887	2'29.887	21	
22	19	Bamonte Luigi	47.607	23	Rota Francesco	50.872	23	Rota Francesco	53.991	22	23	Rota Francesco	2'32.321	2'32.947	22	
23	24	Semeraro Paolo	51.993	24	Semeraro Paolo	54.064	24	Semeraro Paolo	55.241	23	24	Semeraro Paolo	2'41.298	2'52.552	23	



Santisima Trinidad 30 28010 MADRID
Tel y Fax 91.448.32.06
www.cronococa.com
e-mail: info@cronococa.com









CAMPIONATO ITALIANO TURISMO ENDURANCE

Autodromo Nazionale Monza, 4/6 Ottobre 2013

Autodromo di Monza
On October, 05 - 10

Qualifying - 1 RESULTS

Track Status : Dry Temperature : 27.0 °C Wind : 8 Km/h Humidity : 56%

Ord.	N°	Entrant	Nat.	Driver	Nat.	Driver 2	Nat.	Vehicle	Mod.	Team	Cat.	Cla.	Laps	Best	Time	Gap	Interval	Km/h
1	1	Busnelli Giancarlo	ITA	Busnelli Giancarlo	ITA	Moccia Luigi	ITA	SEAT	Leon Long Rur	DT Motorsport	B 2.0T	1°	7	6	2'01.281			171.955
2	8	D'Amico Kevin	ITA	D'Amico Kevin	ITA	Tresoldi Massimiliano	ITA	SEAT	Leon Long Rur	PAI SRL	B 2.0T	2°	8	7	2'02.334	1"053	1"053	170.475
3	31	W&D Racing Team	RSM	Meloni Walter	RSM	Ferraresi Matteo	RSM	BMW	M3 E46	W&D Racing Team	B 3.6	1°	8	7	2'03.312	2"031	0"978	169.123
4	32	W&D Racing Team	RSM	Meloni Paolo	RSM			BMW	M3 E46	W&D Racing Team	B 3.6	2°	8	7	2'03.344	2"063	0"032	169.079
5	12	Scuderia Genoa Corse	ITA	Gozzi Carlo	ITA	Scotto Maurizio	ITA	SEAT	Leon Long Rur	Scuderia Genoa Corse	B 2.0T	3°	8	7	2'06.124	4"843	2"780	165.352
6	42	Zangari Matteo	ITA	Zangari Matteo	ITA	Zangari Federico	ITA	SEAT	Leon	TJEMME	Seat SC	1°	8	7	2'06.816	5"535	0"692	164.450
7	207	Flaminio Manuel	ITA	Flaminio Manuel	ITA			BMW	320i E46	Pro.Motorsport	B 24h 2.0	1°	6	5	2'06.943	5"662	0"127	164.285
8	206	Zanin Filippo Maria	ITA	Zanin Filippo Maria	ITA			BMW	320i E46	Pro.Motorsport	B 24h 2.0	2°	6	3	2'08.025	6"744	1"082	162.897
9	75	Arduini Massimo	ITA	Sabbatini Alberto	ITA	Andreucci Paolo	ITA	Peugeot	RCZ Cup		RCZ Cup	1°	8	6	2'08.051	6"770	0"026	162.864
10	72	Drive Technology Italia s	ITA	Geraci Leonardo	LUX	Carboni Luca	ITA	Peugeot	RCZ Cup	Drive Technology Italia	RCZ Cup	2°	8	7	2'08.517	7"236	0"466	162.273
11	76	Gallina Franco	ITA	Gallina Franco	ITA	Gaiofatto Renato	ITA	Peugeot	RCZ Cup	MC Motorcnica	RCZ Cup	3°	8	7	2'09.157	7"876	0"640	161.469
12	208	Piccin Samuele	ITA	Piccin Samuele	ITA	Dall'Antonia Romy	ITA	Honda	Civic Type R	A.S.D. SUPER 2000	B 24h 2.0	3°	7	5	2'09.533	8"252	0"376	161.000
13	74	Coldani Marco	ITA	Coldani Marco	ITA	Capelli Ivan	ITA	Peugeot	RCZ Cup	MC Motorcnica	RCZ Cup	4°	8	7	2'10.563	9"282	1"030	159.730
14	41	Colombo Massimiliano	ITA	Colombo Massimiliano	ITA	Tempesta Sascha	ITA	SEAT	Leon	TJEMME	Seat SC	2°	8	7	2'10.833	9"552	0"270	159.401
15	33	Scarpellini Pierluigi	ITA	Scarpellini Pierluigi	ITA			BMW	E36	Monza Racing	B 3.6	3°	7	6	2'11.902	10"621	1"069	158.109
16	201	Istvan Minach	ITA	Istvan Minach	ITA			Renault	New Clio	Autostar Motorsport	B 24h 2.0	4°	7	6	2'12.206	10"925	0"304	157.745
17	73	Drive Technology Italia s	ITA	Bodega Giuseppe	ITA			Peugeot	RCZ Cup	Drive Technology Italia	RCZ Cup	5°	8	7	2'12.656	11"375	0"450	157.210
18	203	Notarnicola Pasquale	ITA	Malatesta Pierluigi	ITA	Notarnicola Pasquale	ITA	BMW	E46	SCR Motorsport	B 24h 2.0	5°	8	6	2'12.893	11"612	0"237	156.930
19	202	Libè Roberto	ITA	Libè Roberto	ITA			Renault	New Clio	Autostar Motorsport	B 24h 2.0	6°	7	6	2'13.240	11"959	0"347	156.521
20	71	Drive Technology Italia s	ITA	Pegoraro Lorenzo	ITA	Bertozzi Davide	ITA	Peugeot	RCZ Cup	Drive Technology Italia	RCZ Cup	6°	5	3	2'13.367	12"086	0"127	156.372
21	19	Bamonte Luigi	ITA	Bamonte Luigi	ITA			SEAT	Leon 1.9 JTD		D 2.0T	1°	7	6	2'29.887	28"606	16"520	139.137
22	23	Alborghetti Emanuele	ITA	Rota Francesco	ITA			Alfa Romeo	147 1.9 JTD		D 2.0T	2°	7	6	2'32.947	31"666	3"060	136.354
23	24	Semeraro Paolo	ITA	Semeraro Paolo	ITA	Barin Franco	ITA	Alfa Romeo	2.4 JTD		D 2.5T	1°	3	3	2'52.552	51"271	19"605	120.861

Autodromo di Monza on October 04, 2013

At 18:56



RACE DIRECTOR

TIMEKEEPER



Santisima Trinidad 30 28010 MADRID
 Tel y Fax 91.448.32.06
 www.cronococa.com
 e-mail: info@cronococa.com

Juan Bravo 17 28006 MADRID
 Tel 91.432.27.50
 www.gtsport.es
 e-mail: info@gtsport.es